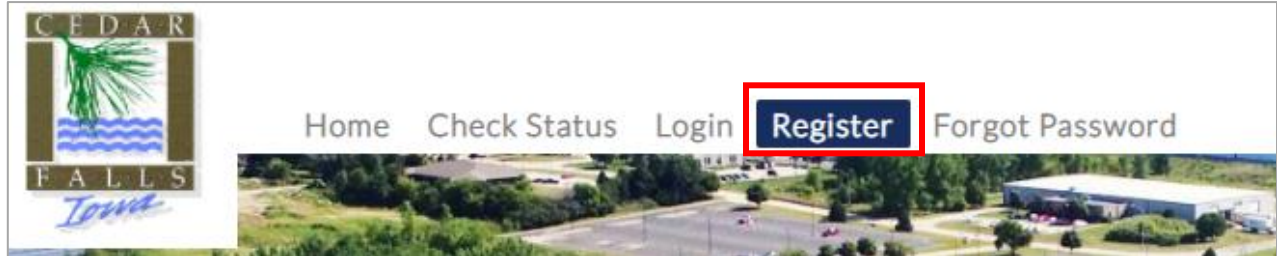


Welcome to the New Online Permit Application System for the City of Cedar Falls

Register

Visit <https://www.thepermitportal.com> . Enter your information in the fields below and accept the Terms & Conditions. Continue to [Submit](#). Once you submit you will receive an email to verify your email and continue to login.



TERMS & CONDITIONS ?

I have read/agree with the [terms and conditions](#).

USER INFORMATION ?

First Name*	<input type="text"/>	Last Name*	<input type="text"/>
Home Address*	<input type="text"/>	Language	English <input type="button" value="v"/>
Emergency Contact	<input type="text"/>	Mobile*	<input type="text" value="(XXX)XXX-XXXX"/>
Email*	<input type="text"/>	Emergency Contact Phone	<input type="text" value="(XXX)XXX-XXXX"/>
Confirm Email*	<input type="text"/>	Confirm Email*	<input type="text"/>
Password*	<input type="text"/>	Confirm Password*	<input type="text"/>

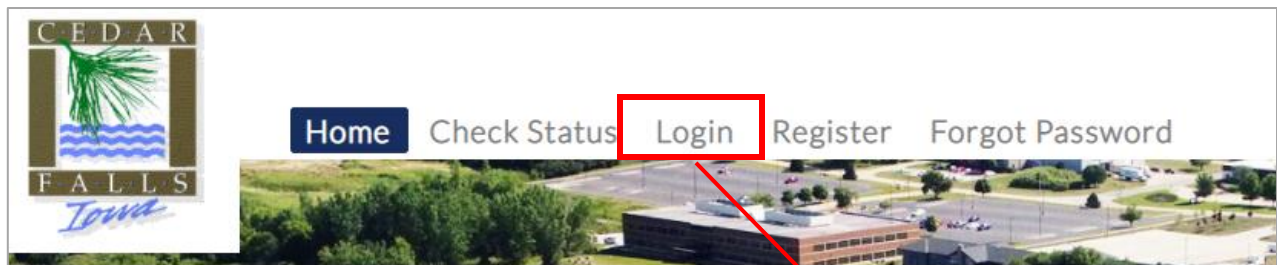
Email address will be assigned as the Username

Password must be a minimum of 8 characters, 1 uppercase letter, 1 lowercase letter, 1 number and 1 special character.

Login

Once you have completed your registration, login using **your email address as the User Name** and enter the password you created during registration.

<https://www.thepermitportal.com>

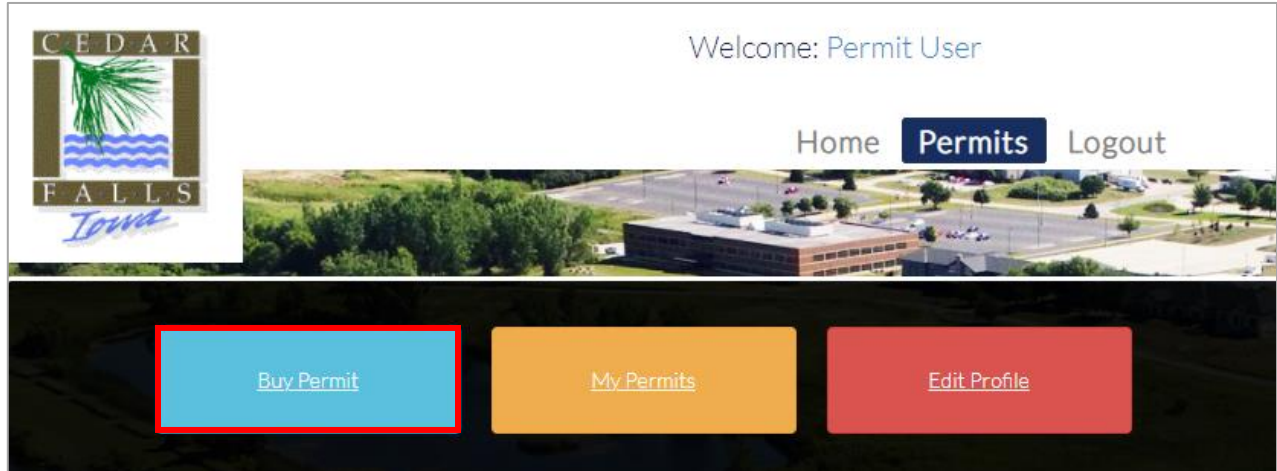


CITY OF CEDAR FALLS

- You must REGISTER in order to purchase a permit.
- Once you register, check your email for the verification link.
- For RETURNING APPLICANTS you can reset your password by going to the 'Login password'
- PERMITS ARE NOT VALID UNTIL PAYMENT IS MADE. Be sure to Continue to Check Status
- For vehicle changes after your permit purchase you can login to your account at the permit portal.

A screenshot of the 'Parking Permit Secure Login' form. At the top is a shield logo with a cross. Below the logo is the title 'Parking Permit Secure Login' and the URL 'thepermitportal.com'. The form contains a 'Username' field with 'user@gmail.com' entered, a 'Password' field with masked characters, a 'Remember My Login' checkbox, a blue 'Login' button, and a 'Cancel' button. A red arrow points from the 'Login' link in the navigation bar to the top of this form. The 'Login' button is also highlighted with a red rectangular box. At the bottom is a link for 'Don't remember your password?'.

Once logged in select **Buy Permit**.



Permit Application

On the following page proceed to **Select Location** from the list of available options. Choose the permit Start Date needed. Select **Buy** once you've identified the permit type you would like to apply for.

[CHECK AVAILABILITY ?](#)
Select location to check permit availability.

Select location
22ND STREET EAST-SOUTH LOT ▾

College Hill District Public Parking
City of Cedar Falls, Iowa
Date: 8/3/2021

Please select a Permit Tentative Start Date: 08/01/2021 ?

This zone currently has **64** permits available for issuance.

DESCRIPTION	DURATION	PRICE	ACTION
Monthly Permit	End Of Month	35.00	Buy

Complete the permit application below by entering all fields listed as well as selecting the vehicle that you would like to purchase the permit for and **Submit**.

PURCHASE NEW PERMIT ?

Permit Type

Location 22ND STREET EAST-SOUTH LOT

Permit Sub Type Monthly Permit

Tentative Start Date 08/2/2021

Actual Cost \$35.00

Application Type

Select

Number of Permits 1

Number of Months 1

ADDRESS PLEASE SELECT AN ADDRESS.

Show 5 records

Select	Address	Phone Number	Type	Action
<input checked="" type="radio"/>	17332 Irvine Blvd , Tustin, California, US 92711		Home Addr...	

1 - 1 of 1 records

← Prev 1 Next →

+ ADD ADDRESS - select plus sign to add address

VEHICLE INFORMATION ? Select all vehicles that are to be assigned to each permit.

Select All Vehicles

Select ...	Primary	License	Color	Make	Model	Year	State	Decal Nu...
<input type="checkbox"/>	✓	IPS789	Red	Honda	Accord	2010	California	
<input type="checkbox"/>	✓	ADMI...		Honda	Accord	2015	California	

+ ADD VEHICLE - select plus sign to add vehicle

Submit **Cancel**

Pay

Continue to [Proceed to Checkout](#) and Pay Now.

Pay NowBack to List

PERMIT DETAILS

Permit No : 22N-825182038

Location : 22ND STREET EAST-SOUTH LOT **Status :** Approved

Permit Type : Off Street **Permit Sub Type :** Monthly **Quantity :** 1

Applied Date : 2/11/2020 **Tentative Start Date :** 2/11/2020 **Email :** ipspermits5@gmail.com

Permit Price (Each) : \$ 35.00 **Total Cost :** \$ 35.00 **AutoPayment :** No

Application Type : Individual

Enter your credit card details below and [Submit Payment](#). If you already have a credit card on file, that card will be charged when you select Pay Now.

Check Out Summary

Description	Agency	Amount Due
Monthly	City of Cedar Falls	\$35.00

Subtotal	\$35.00
Processing Fee	\$0.00
Total	\$35.00

Payment Information

Amount
 \$

First Name

Last Name

Card Number

Card Expiry
MM YYYY

Card CVV

Submit Payment

Transaction Completed

Once payment is processed, the Permit Details page below will display providing the transaction details. The permit is digital and assigned to the vehicle plate number.


[Proceed to Checkout](#) [Cancel Permit](#)

PERMIT DETAILS ?

Permit No : 22N-825182038	Location : 22ND STREET EAST-SOUTH LOT - East 22nd Street, Cedar Falls, IA, USA	Status : Paid
Permit Type : Off Street	Permit Sub Type : Monthly	
Email : ipspermits5@gmail.com		
Applied Date : 2/11/2020	Quantity : 1	Permit Price (Each) : \$ 35.00
Total Cost : \$ 35.00	AutoPayment : No	Application Type : Individual
Start Date : 2/11/2020	End Date : 2/29/2020	
Transaction ID : 4178130669441	Transaction Amount : \$ 35.00	Transaction Date : 2/11/2020

How to Update your Vehicle

To update the vehicle assigned to your digital permit login to your account and go to [Edit Profile](#).



Home [Permits](#) Logout

[Buy Permit](#) [My Permits](#) [Edit Profile](#)

Under Vehicle(s) select **Add Vehicle**. Enter the vehicle information in the Vehicle Information pop up screen and **Save Vehicle**.

VEHICLE(S) ?

After adding or updating vehicles, please click on the Save button below to save your changes.

+ ADD VEHICLE

456q
AC Arizona Aceca

147A
California

+ Vehicle Information ×

Plate Number

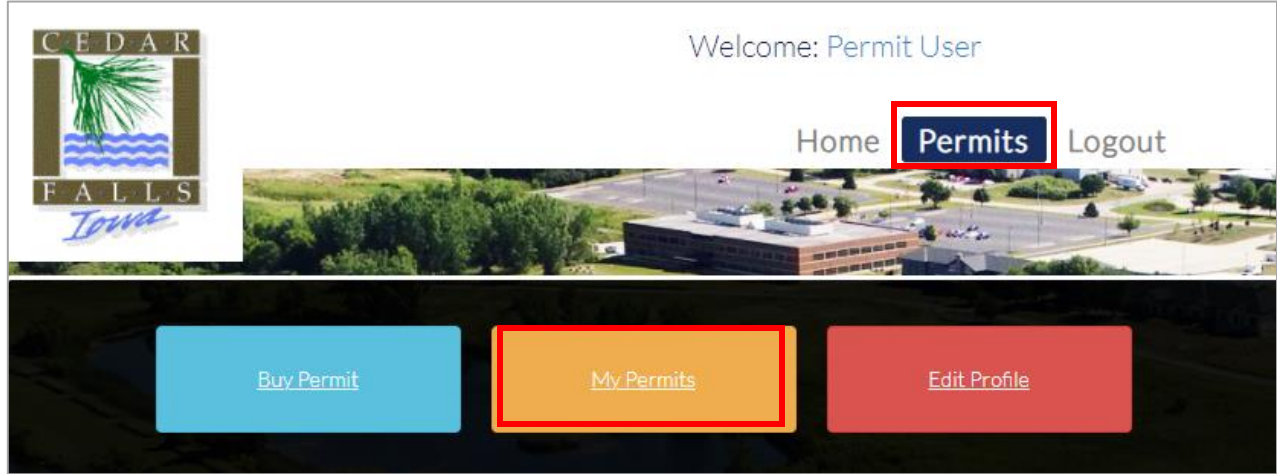
Make

Model

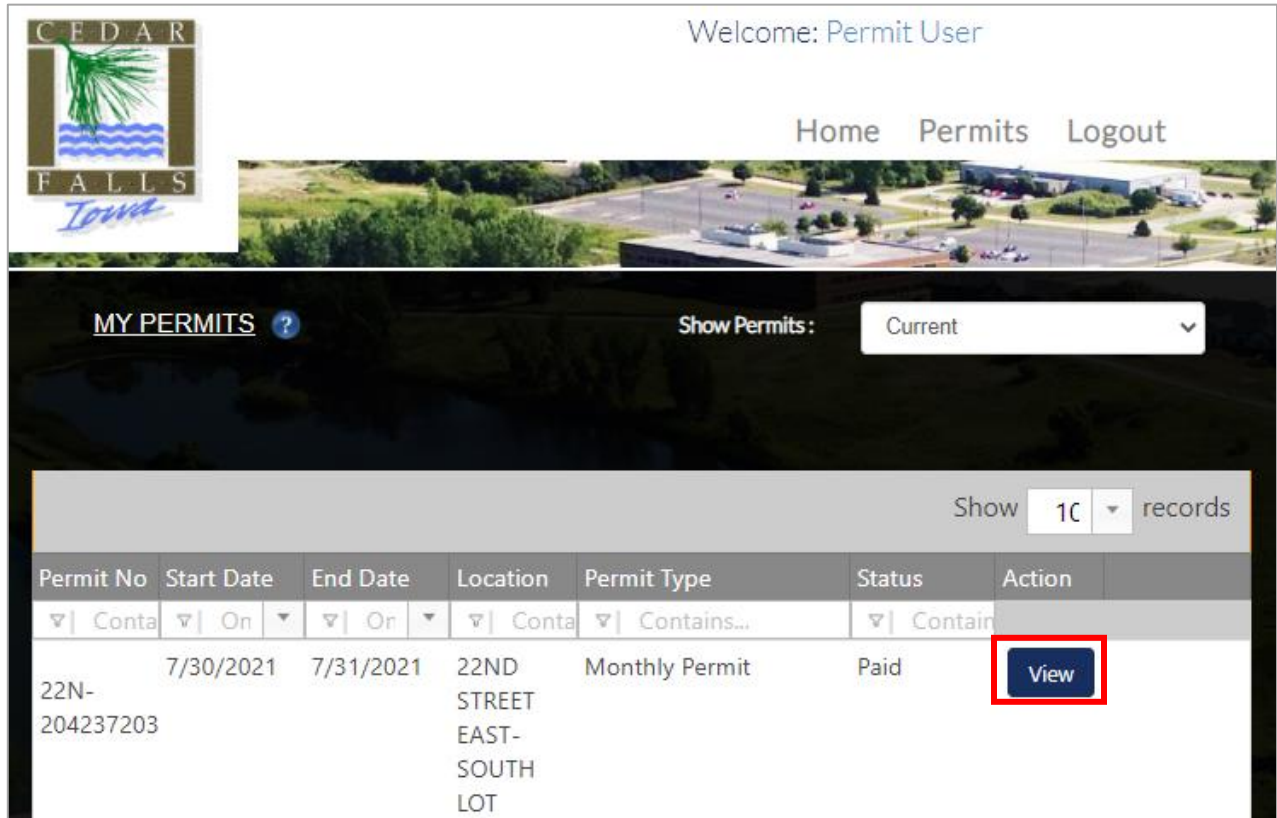
Year

State / Province

Once you have saved the new vehicle to your profile return to the Permits Main Page and select [My Permits](#).



From the list of My Permits select to [View](#) the permit you would like to update.



On the Permit Details page under Select Vehicle, **select the vehicle** you need to update for your permit **from the list of options on the dropdown menu**. Once you have selected the vehicle select **Save**. Your vehicle has now been updated for your permit.

PERMIT DETAILS ?

Permit No : 22N-825182038 **Location :** 22ND STREET EAST-SOUTH **Status :** Paid
LOT - East 22nd Street, Cedar Falls, IA, USA

Permit Type : Off Street **Permit Sub Type :** Monthly

Email : ipspermits5@gmail.com

Applied Date : 2/11/2020 **Quantity :** 1 **Permit Price (Each) :** \$ 35.00

Total Cost : \$ 35.00 **AutoPayment :** No **Application Type :** Individual

Start Date : 2/11/2020 **End Date :** 2/29/2020

Transaction ID : 4178130669441 **Transaction Amount :** \$ 35.00 **Transaction Date :** 2/11/2020

ADDRESS ?

Show 5 records

Address	Phone Number	Type
17332 Irvine Blvd., Suite 100 , Tustin, California, United States 92780	(858) 218-0279	Work Address

1 - 1 of 1 records

SELECTED VEHICLE ?

Please select a vehicle

1TEST Save

Plate Number	Make	Model	Color
1TEST	UNKNOWN	Unknown	Unknown/Other

Questions

Please contact us for any questions.

Phone: 319-273-8600

Email: licensing@cedarfalls.com